

1

What's your name?

- ▶ Say hello and make introductions
- ▶ Say good-bye and exchange contact information

1 CONVERSATION My name is Joshua Brown.

A Listen and practice.

Joshua Hello. My name is Joshua Brown.

Isabella Hi. My name is Isabella Martins.

Joshua It's nice to meet you, Isabella.

Isabella Nice to meet you, too.

Joshua I'm sorry. What's your last name again?

Isabella It's Martins.

First names **Last names**

↓
Joshua
Isabella

↓
Brown
Martins



B **PAIR WORK** Introduce yourself to your partner.

2 SNAPSHOT

▶ Listen and practice.

Names & nicknames

Nicholas (Nick)

Madison (Maddie)

Jennifer (Jen)

Emily (Em)

Joshua (Josh)

Isabella (Izzy)

Michael (Mike)

William (Will)

Elizabeth (Liz)

Nicholas Hoult

Jennifer Lawrence

What are some popular names and nicknames in your country?
Do you have a nickname? What is it?

3 GRAMMAR FOCUS

▶ *My, you, his, her*

What's your name?	My name's Carlos.	What's = What is
What's his name?	His name's Joshua.	
What's her name?	Her name's Isabella.	

GRAMMAR PLUS see page 132

A Complete the conversations. Use *my, your, his, or her*.



1. **A:** Hello. What's your name?
B: Hi. name is Carlos.
 What's name?
A: name is Akina.

2. **A:** What's name?
B: name is Ethan.
A: And what's name?
B: name is Caroline.

B **PAIR WORK** Practice the conversations with a partner.

4 SPEAKING Spelling names

▶ A Listen and practice.



▶ B **CLASS ACTIVITY** Listen and practice. Then practice with your own names.
 Make a list of your classmates' names.

A: What's your name?
B: My name is Akina Hayashi.
A: Is that A-K-I-N-A?
B: Yes, that's right.
A: How do you spell your last name? H-A-Y-A-S-H-Y?
B: No, it's H-A-Y-A-S-H-I.

My classmates
Akina Hayashi
Ethan Reed

5 LISTENING Your name, please?

▶ How do you spell the names? Listen and check (✓) the correct answers.

- | | | | |
|---|--|--|---|
| 1. <input type="checkbox"/> Kate
<input type="checkbox"/> Cate | 2. <input type="checkbox"/> Erick
<input type="checkbox"/> Eric | 3. <input type="checkbox"/> Sophia
<input type="checkbox"/> Sofia | 4. <input type="checkbox"/> Zackary
<input type="checkbox"/> Zachary |
|---|--|--|---|

6 WORD POWER Titles

A Listen and practice.




Miss Kato (single females) **Ms.** Yong (single or married females)
Mrs. Jones (married females) **Mr.** Rodriguez (single or married males)

B Listen and write the titles.

1. _____ Santos 2. _____ Wilson 3. _____ Park 4. _____ Rossi

7 SPEAKING Saying hello

A Listen and practice.



B **CLASS ACTIVITY** Go around the class. Greet your classmates formally (with titles) and informally (without titles).

8 CONVERSATION Are you Andrea Clark?

A Listen and practice.

Daniel

Excuse me. Are you Andrea Clark?

Sheila

No, I'm not. She's over there.

Daniel

Oh, I'm sorry.

Lena

Matt? This is your book.

Matt

Oh, thank you. You're in my math class, right?

Lena

Yes, I am. I'm Lena Garza.

Jack

Hey, Christy, this is Ben. He's in our history class.

Christy

Hi, Ben.

Ben

Hi, Christy. Nice to meet you.



B GROUP WORK Greet a classmate. Then introduce him or her to another classmate.

"Hey, Eduardo, this is . . ."

9 GRAMMAR FOCUS

The verb be

I'm Lena Garza.
You're in my class.
She's over there. (**Andrea is** over there.)
He's in our class. (**Ben is** in our class.)
It's Garza. (**My last name is** Garza.)

Are you Andrea Clark?
 Yes, **I am**. (Yes, **I'm**.)
 No, **I'm not**.
How are you?
I'm fine, thanks.

I'm = I am
You're = You are
He's = He is
She's = She is
It's = It is

GRAMMAR PLUS see page 132

A Complete the conversation with the correct words in parentheses. Then practice with a partner.

Ben Hello, Christy. How are (are / is) you?

Christy _____ (I'm / It's) fine, thanks. _____ (I'm / It's) sorry – what's your name again?

Ben _____ (Is / It's) Ben – Ben Durant.

Christy That's right! Ben, this _____ (is / it's) Joshua Brown. _____ (He's / She's) in our history class.

Ben _____ (I'm / It's) nice to meet you.

Joshua Hi, Ben. I think _____ (I'm / you're) in my English class, too.

Ben Oh, right! Yes, I _____ (am / 'm).

B Complete the conversations. Then practice in groups.

Cara Excuse me. Are you Alex Lane?

James No, not. My name James Harris. Alex is over there.

Cara Oh, sorry.

Cara Are you Alex Lane?

Alex Yes, I am.

Cara Hi. Are you Cara Ruiz.

Alex Oh, you're in my history class, right?

Cara Yes, I am.

Alex It's nice to meet you, Cara.



C CLASS ACTIVITY Write your name on a piece of paper. Put the papers in a bag. Then take a different paper. Find the other student.

A: Excuse me. Are you Min-ji Cho?

B: No, I'm not. She's over there.

A: Hi. Are you Min-ji Cho?

C: Yes, I am.

10 PRONUNCIATION **Linked sounds**

▶ Listen and practice. Notice the linked sounds.

I'm Isabella. She's over there. You're in my class.

11 SPEAKING **Personal information**

▶ **A** Listen and practice.

0	1	2	3	4	5	6	7	8	9	10
zero	one	two	three	four	five	six	seven	eight	nine	ten
(oh)										

▶ **B PAIR WORK** Practice these phone numbers and email addresses. Then listen and check your answers.

at

dot

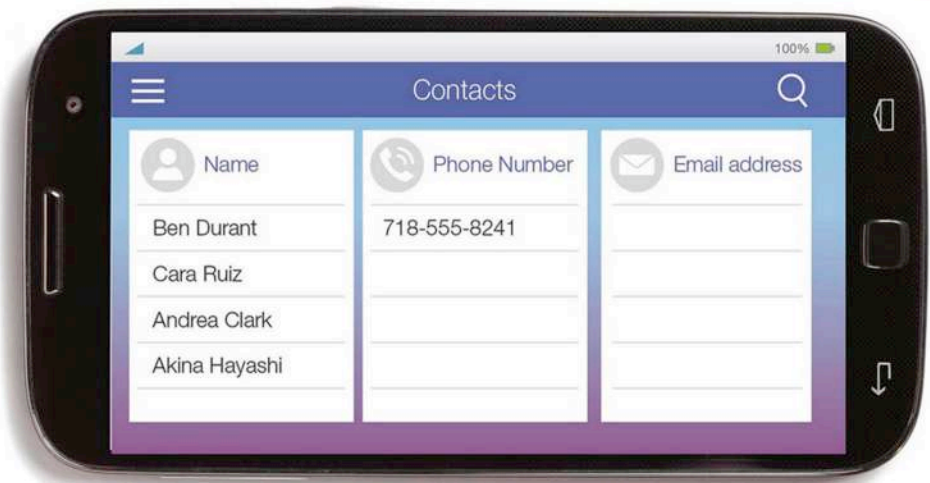
dash

underscore

"Her name is Jessica Adams. Her work phone number is four-oh-two, five-five-five, two-three-oh-one. Her cell . . ."

12 LISTENING Contact information

- A** Isabella and Joshua are making a list of classmates' phone numbers and email addresses. Listen and complete the list.



- B CLASS ACTIVITY** Make a list of your classmates' names, phone numbers, and email addresses.

A: What's your name?

B: I'm Maria Ventura.

A: And what's your phone number?

B: It's 323-555-7392.

13 INTERCHANGE 1 Celebrity classmates

Meet some "famous classmates." Go to Interchange 1 on page 114.

14 SPEAKING Saying good-bye

- A** Listen and practice.



- B CLASS ACTIVITY** Go around the room. Say good-bye to your classmates and teacher.

2

Where are my keys?

- ▶ Identify and discuss personal and classroom objects
- ▶ Discuss the location of items

1 SNAPSHOT

▶ Listen and practice.

WHAT'S IN YOUR BAG?

- a laptop
- a cell phone
- a wallet
- an umbrella
- keys
- sunglasses
- an energy bar
- a hairbrush

Check (✓) the things in your bag.
What is one other thing in your bag?

2 ARTICLES Classroom objects

▶ A Listen. Complete the sentences with a or an.

▶ articles

an + vowel sound
a + consonant sound



1. This is _____ book.



4. This is _____ notebook.



2. This is _____ English book.



5. This is _____ pen.



3. This is _____ eraser.



6. This is _____ clock.

B PAIR WORK Find and spell these things in your classroom.

backpack	chair	eraser	pen	notebook
board	desk	pencil	wall	wastebasket
poster	door	outlet	book	window

A: This is a chair.

B: How do you spell chair?

A: C-H-A-I-R.

3 CONVERSATION What are these?

▶ Listen and practice.

- Brandon** Excuse me. What are these?
- Christina** They're flash drives.
- Brandon** Oh, they're cool. And what's this?
- Christina** It's a tablet.
- Brandon** A tablet? Really? Wow! It's great!
- Christina** Yes, it is. It's a new model.
- Brandon** Huh... and what's this?
- Christina** It's a tablet case.
- Brandon** Oh. It's... interesting... and different.



4 PRONUNCIATION Plural -s endings

▶ A Listen and practice. Notice the pronunciation of the plural -s endings.

s = /z/		s = /s/		(e)s = /ɪz/	
flash drive	flash drives	desk	desks	tablet case	tablet cases
cell phone	cell phones	laptop	laptops	class	classes
pencil	pencils	backpack	backpacks	hairbrush	hairbrushes

B Say the plural form of these nouns. Then complete the chart.



phone case



student ID



paper clip



newspaper



purse



tablet



television



ticket







box

/z/	/s/	/ɪz/
		phone cases

▶ C Listen and check your answers.

5 GRAMMAR FOCUS

▶ This/these, it/they; plurals

 <p>This is a laptop.</p>	 <p>What's this? It's a flash drive.</p>	<p>It's = It is They're = They are</p>
 <p>These are laptops.</p>	 <p>What are these? They're flash drives.</p>	

GRAMMAR PLUS see page 133

Complete these conversations. Then practice with a partner.



1. A: What are these ?
B: _____.



2. A: What _____ ?
B: _____.



3. A: What _____ ?
B: _____.



4. A: What _____ ?
B: _____.



5. A: What _____ ?
B: _____.



6. A: What _____ ?
B: _____.

6 SPEAKING What's this called?

▶ A Listen and practice.



A: What's this called in English?
B: I don't know.
C: It's a credit card.
A: How do you spell that?
C: C-R-E-D-I-T C-A-R-D.




A: What are these called in English?
B: I think they're called headphones.
A: How do you spell that?
B: H-E-A-D-P-H-O-N-E-S.

B GROUP WORK Choose four things. Put them on a desk. Then ask about the name and spelling of each thing.

7 CONVERSATION Where are my car keys?

▶ Listen and practice.

- Lauren** Oh, no! Where are my car keys?
- Matt** I don't know. Are they in your purse?
- Lauren** No, they're not.
- Matt** Maybe they're on the table in the restaurant.
- Server** Excuse me. Are these your keys?
- Lauren** Yes, they are. Thank you!
- Server** You're welcome. And is this your wallet?
- Lauren** Hmm. No, it's not. Where's your wallet, Matthew?
- Matt** It's in my pocket. . . . Wait a minute! That is my wallet!



8 GRAMMAR FOCUS

▶ Yes/No and *where* questions with *be*

Is this your wallet?

Yes, **it is**. / No, **it's not**.

Are these your keys?

Yes, **they are**. / No, **they're not**.

Where's your wallet?

It's in my pocket.

Where are my keys?

They're on the table.

GRAMMAR PLUS see page 133

A Complete these conversations. Then practice with a partner.

1. **A:** _____ **is** _____ this your cell phone?

B: No, _____ not.

A: _____ these your car keys?

B: Yes, _____ are. Thanks!

2. **A:** Where _____ my glasses?

B: Are _____ your glasses?

A: No, they're _____.

B: Look! _____ they in your pocket?

A: Yes, _____. Thanks!

3. **A:** Where _____ your headphones?

B: _____ on the table.

A: No, _____ not. They're my headphones!

B: You're right. My headphones _____ in my backpack.

4. **A:** _____ this my umbrella?

B: No, _____ not. It's my umbrella.

A: Sorry, _____ is my umbrella?

B: _____ on your chair.

A: Oh, you're right!

B **GROUP WORK** Choose one of your things and put it in a bag. Then choose something from the bag that is not your object. Find the owner of this object.

A: Is this your pen, Akiko?

B: No, it's not.

C: Are these your keys, Marcos?

D: Let me see. Yes, they are.

9 WORD POWER Prepositions; article *the*

▶ A Listen and practice.

Where is **the** cell phone?
The cell phone is **in** the box.



in



in front of



behind



on



next to



under

▶ B Complete these sentences. Then listen and check your answers.



1. The books are in the
backpack.



2. The flash drives are _____.



3. The newspaper is _____.



4. The chair is _____.



5. The wallet is _____.



6. The glasses are _____.

C **PAIR WORK** Ask and answer questions about the pictures in part B.

A: Where are the books?

B: They're in the backpack.

10 LISTENING Emily's things

▶ Listen. Where are Emily's things? Check (✓) the correct locations.

1. sunglasses	<input type="checkbox"/> on the table	<input type="checkbox"/> in her purse
2. ID	<input type="checkbox"/> in her wallet	<input type="checkbox"/> in front of the clock
3. headphones	<input type="checkbox"/> on the chair	<input type="checkbox"/> next to the television
4. tablet	<input type="checkbox"/> on the table	<input type="checkbox"/> under the table

11 SPEAKING Where are Kevin's things?

PAIR WORK Help Kevin find his things. Ask and answer questions.

cell phone hairbrush laptop umbrella glasses keys tablet credit card

A: Where's his cell phone?

B: It's under the chair.



12 INTERCHANGE 2 Find the differences

Compare two pictures of a room. Go to Interchange 2 on page 115.